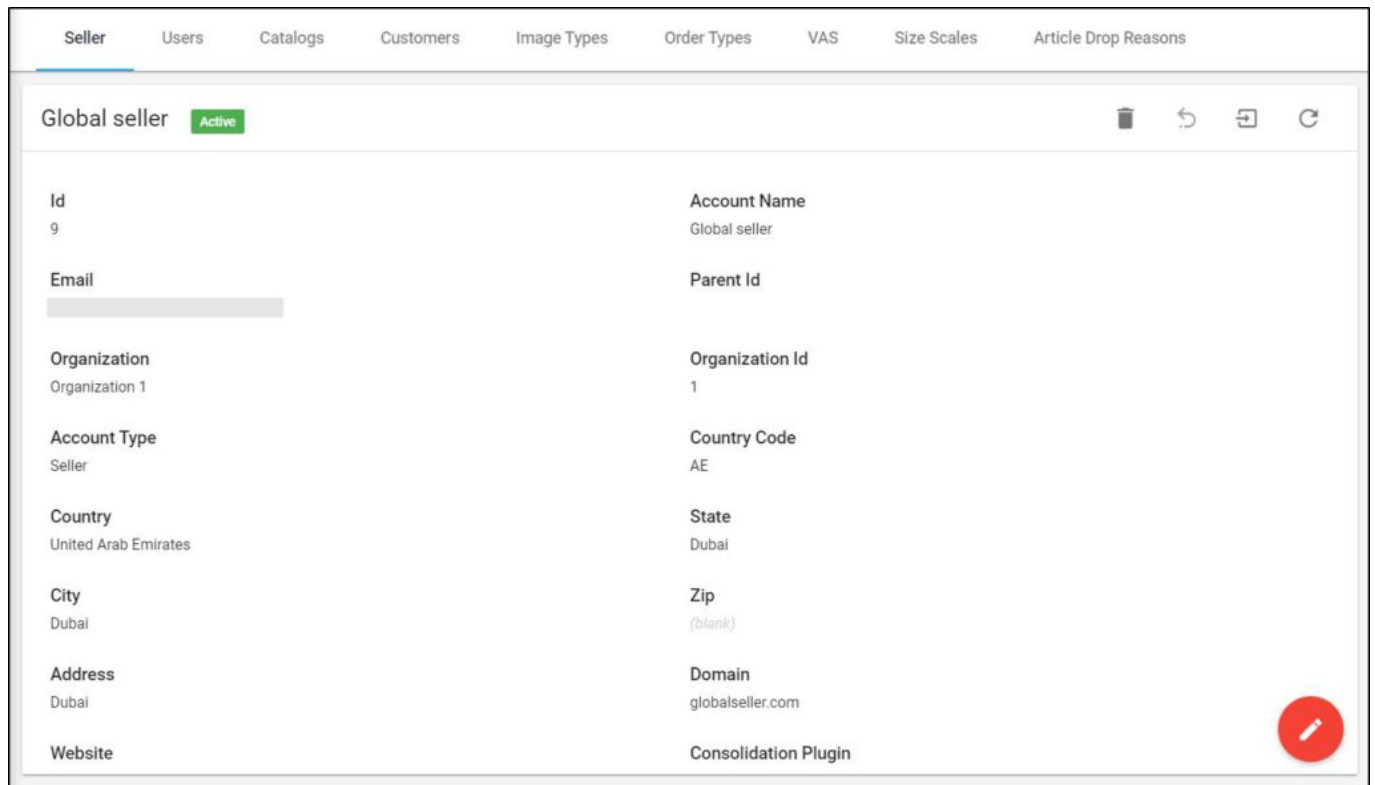


## Seller details

To view the seller details, click its record or select View record from the Actions menu next to the seller, the following window appears:



The screenshot shows a web interface for managing sellers. At the top, there are navigation tabs: Seller, Users, Catalogs, Customers, Image Types, Order Types, VAS, Size Scales, and Article Drop Reasons. The 'Seller' tab is selected. Below the tabs, the header shows 'Global seller' with a green 'Active' status indicator. To the right of the header are icons for delete, back, refresh, and a circular arrow. The main content area is a table of seller details:





<b>Id</b> 9	<b>Account Name</b> Global seller
<b>Email</b> [Redacted]	<b>Parent Id</b>
<b>Organization</b> Organization 1	<b>Organization Id</b> 1
<b>Account Type</b> Seller	<b>Country Code</b> AE
<b>Country</b> United Arab Emirates	<b>State</b> Dubai
<b>City</b> Dubai	<b>Zip</b> (blank)
<b>Address</b> Dubai	<b>Domain</b> globalseller.com
<b>Website</b>	<b>Consolidation Plugin</b>

A red circular icon with a white pencil is located in the bottom right corner of the details window.


Seller details are displayed such as the account name, organization, address, and other information.

For master sellers and depending on the seller definitions, other tabs appear to help you manage size scales, seasonal model attributes, etc. as shown in the below example:

Navigation: < ars Image Types Order Types VAS Master Size Scales Size Scales Seasonless Model Attributes Article Drop Reasons >

**Trasix** Active    

<b>Id</b> 217	<b>Account Name</b> Trasix
<b>Email</b> info@trasix.com	<b>Parent Id</b>
<b>Organization</b> TRASIX	<b>Organization Id</b> 2
<b>Account Type</b> Seller	<b>Country Code</b> AE
<b>Country</b> United Arab Emirates	<b>State</b> (blank)
<b>City</b> Dubai	<b>Zip</b> (blank)
<b>Address</b> Dubai	<b>Domain</b> trasix.com
<b>Website</b> <a href="https://www.trasix.com">https://www.trasix.com</a>	<b>Consolidation Plugin</b>



You can view the seller users, catalogs, customers, and manage image types, order types, etc. as mentioned in the coming sections. You can also update the seller information, delete and activate the seller, and import the list of buyer user customers.