

View lookup table

To view the lookup table details, click its record or select “View record” from the Actions menu next to it, its details are displayed as shown in the below example:

Lookup Table

Values

Lookup1

Id

14

Attribute Group Name

Attributes

Destination Attributes

Colorway|Department|Class

Updated Date

Dec 7, 2022

UpdatedBy

Name

Lookup1

Source Attributes





article_type|ColourwayGroup|LogoColor|Team

Created Date

Dec 7, 2022

CreatedBy

Lookup table details are displayed, such as the source and destination attributes. You can also view the values of these attributes by going to the respective tab as shown in the below example:

Lookup Table		Values			
<input type="checkbox"/> <input type="button" value="→"/> <input type="button" value="↩"/> 0 of 2 Selected		⋮ <input type="button" value="↻"/>			
CreatedBy ↕	Created Date ▼	D:Merch Class ↕	D:Merch Department ↕	S:Class ↕	
<input type="checkbox"/> 	 Nov 15, 2022	Food/Drink Storage	Other	Backpacks	
<input type="checkbox"/> 	 Nov 15, 2022	Backpacks	Bags	Backpacks	

Values are displayed along with the user who created the record and the date on which the record was created. You can import a list of values as mentioned in the next section.