





Seller customer details

To view the customer details, click its record or select View record from the Actions menu next to it, its details are displayed as shown in the below example:

Customer	Locations	Catalogs
11111	Active	  
Customer Id 32,457	Customer Name Customer 1	
Customer Number 11111	Email customer1@trasix.com	
Sales Organization Organization1	Division Sales	
SellerAccountId Trasix	SellerAccountName Trasix	
Customer Category (blank)	Customer Channel Channel1	
Discount 10	LeadTime 0	
Auto Approve Orders <input type="checkbox"/> False	Address Dubai JLT, cluster W, Tiffany tower, 2404	
Order Types	Status	

Customer details are listed such as the email, account name, and address, etc. to manage the customer locations, go to **Locations** tab, the following window appears:

Customer **Locations** Catalogs

0 of 2 Selected ⋮ ↻

Name	Code	Country	City	Status	Actions
<input type="checkbox"/> Location A	locationA	United Arab Emirates	Dubai	● Active	⋮
<input type="checkbox"/> Location B	locationB	United Arab Emirates	Dubai	● Active	⋮

+

Locations are listed. For more information on how to manage locations, refer to "".